

Direct Backlights (Chip Mount Type) **MDBC Series**



Explanation of Model Code

Chip Mount Type

MDBC-C

Chip-Type

Emitted Color

Illumination Area Dimensions (Length · Width)

R Red **B** Blue
G Green **W** White

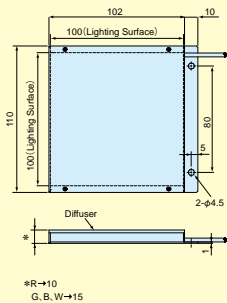
■ MDBC series

- Because of its slim design, the chip mounted type is ideal for saving space



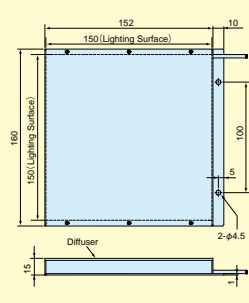
Direct Backlights (Chip Mount Type)

MDBC-CR (CG,CB,CW) 100



*R→10
 G, B, W→15

MDBC-CR (CG,CB,CW) 150




Sample Images

Liquid Level Detection In A Beverage Bottle



IC Pins

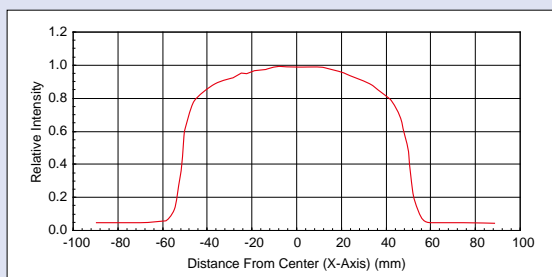


Model	Emitted Color	Maximum Related Current IFM (A)	Dimensions of Illumination Area (mm)	Weight (g)	Product Code
MDBC-CR100	● Red	0.81	100×100	170	A-2063
★ MDBC-CG100	● Green	0.95	100×100		A-2140
MDBC-CB100	● Blue	0.95	100×100		A-2065
MDBC-CW100	○ White	0.95	100×100		A-2064
MDBC-CR150	● Red	0.99	150×150	310	A-2060
★ MDBC-CG150	● Green	2.14	150×150		A-2141
MDBC-CB150	● Blue	2.14	150×150		A-2062
MDBC-CW150	○ White	2.14	150×150		A-2061

★Made-to-order products.

Light Distribution Characteristic

MDBC-CR150



Illumination Structure

